


RC10 B6D TEAM KIT



Lightweight and durable aluminum C plate and aluminum ball stud mount




Adjustable battery hold-down strap allows weight bias tuning



Ball differential with 14 carbide balls for smooth operation and maximum traction




Aluminum front axle and rear hexes for less rotating mass and long-lasting durability



Hard-anodized aluminum pocketed chassis included. Optional weights (not included) allow weight bias tuning.



3-gear Stealth™ transmission with lightweight aluminum top shaft



Updated ball cups and turnbuckles for precise adjustments and durability



One-piece steering blocks with bolt-on Ackermann plate



Carbon fiber shock towers and flat front arms with three shock mounting positions



Front and rear sway bar integration makes tuning easy (sway bars not included)



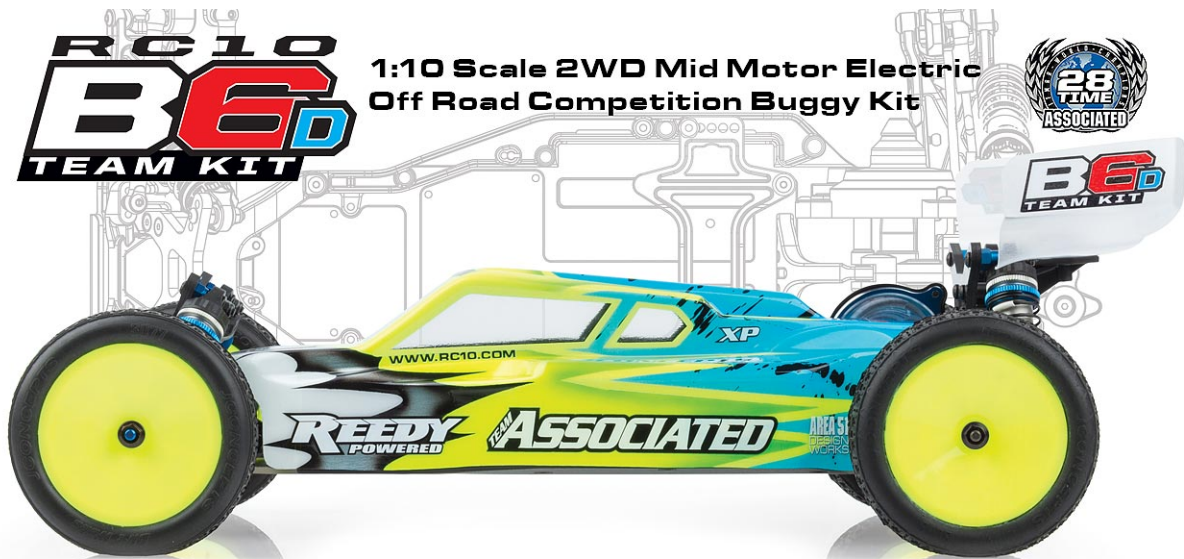
Reverse bell-crank steering rack design allows more room for electronics



Prototype shown

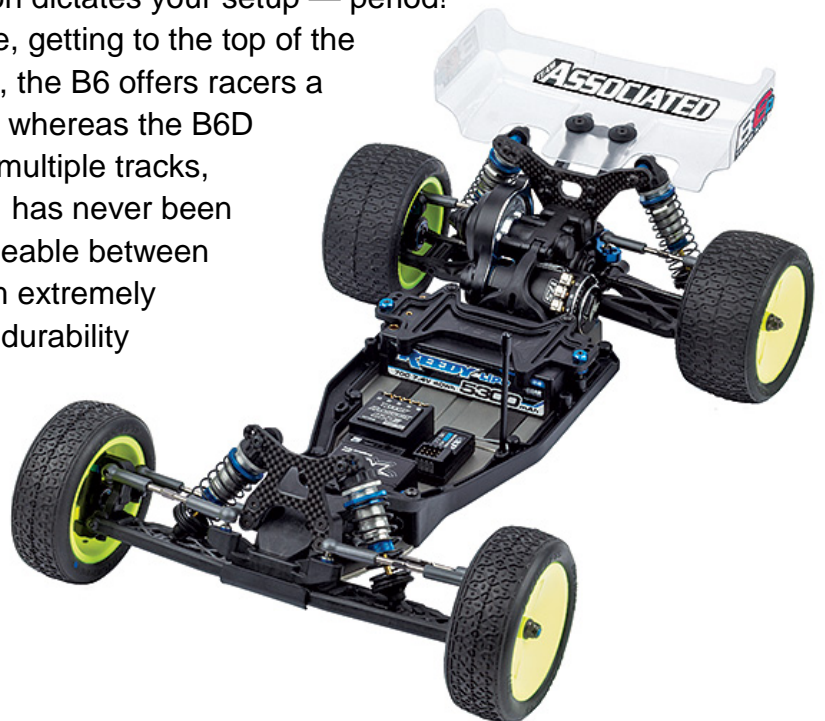
RC10B6D Kit shown equipped with items NOT included in kit: Reedy motor, Reedy battery, Reedy ESC, Reedy servo, XP receiver, wheels, tires and pinion gear. Body comes clear. Assembly and painting required.

NEW! RC10B6D Team Kit



Champions by design. 1:10 scale 2WD off road has been Team Associated's signature class since the release of the RC10 in 1984. The Team Associated RC10 buggy series has won 12 of the 16 I.F.M.A.R. World Championships contested since the racing class began. In fact, every Team Associated 2WD buggy platform ever released has won at least one I.F.M.A.R. World Championship!

Divide and conquer! In today's racing, traction dictates your setup — period! With both B6 and B6D configurations available, getting to the top of the podium has never been easier. Out of the box, the B6 offers racers a setup developed for high to very-high traction, whereas the B6D excels when traction is low to high. Racing at multiple tracks, or where traction changes throughout the day, has never been easier; setups and tuning parts are interchangeable between the two configurations, making the B6 platform extremely versatile. Both versions come with the speed, durability and lineage expected of a true champion. Choose the configuration that suits your track and conquer the competition!



RC10B6D Features:

- Clay/Hard Dirt/Loose Dirt configuration
- Standup 3-gear Stealth™ transmission: more rearward weight for increased rear traction
- Ball differential: more rear traction and stability
- Flat front arms with narrower shock tower: more responsive steering and quicker release out of corner
- Ability to mount shocks on front or rear of rear arms
- Hard-anodized aluminum pocketed chassis included. Optional weights (not included) allow weight bias tuning.
- Reverse bell-crank steering rack design allows more room for electronics
- Centralized motor positioning for optimum side-to-side balance
- Repositioned A plate provides maximum front end clearance
- One-piece steering blocks with bolt on Ackermann plate
- Lightweight and durable aluminum C plate and aluminum ball stud mount
- Updated ball cups and turnbuckles for precise adjustments and durability
- Adjustable battery hold-down strap allows weight bias tuning
- Aluminum front axle and rear hexes for less rotating mass and long-lasting durability
- V2 12mm "Big Bore" threaded aluminum shocks with 3mm TiN coated shafts and low friction x-rings for improved smoothness
- Factory Team Aluminum Shock Bushings provide stable shock mounts
- Heavy-duty rear axle for added strength
- Factory Team upgraded ball bearings
- Team Associated clear body and screw-mounted wing by JConcepts™
- 4-gear standup transmission available as option

RC10B6D Team Kit Specs:

Scale	1:10
Power	Electric
Length	varies*
Width	varies*
Weight	varies*
Wheelbase	280-282mm
Drive	2WD

**Final width, length and weight will vary based on electronics, tire configuration, wing position, and vehicle setup.*

