



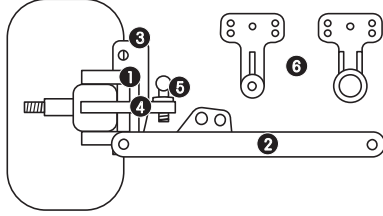
SETUP SHEET for Team Associated's RC10GT

White numbers in squares are cross-referenced to the #7193 Complete Tuning Guide: GT.

driver _____
 track / city _____
 event _____ date _____

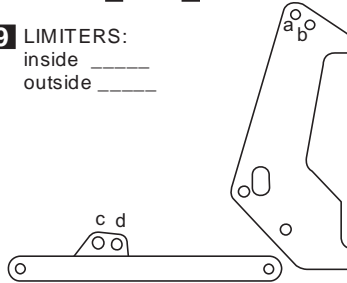
FRONT SUSPENSION

- 2** ① CASTER 5° 10° 15° 20° 25° 30°
- 4** ② FRONT RIDE HEIGHT ARMS LEVEL other _____
- 1** ③ CAMBER _____°
- 3** ④ TOE-IN _____°
- 5** ⑥ BUMP STEER SPACERS _____
- 6** ⑥ STEERING ACKERMAN
 STD OPTIONAL



FRONT SHOCKS

- 14** BODY STD GRAY other _____
 BODY 1.02 other _____
- 16** SHAFT 1.02 other _____
 SHAFT STD Unobtainium
- 19** LIMITERS:
 inside _____
 outside _____
- 20** SHOCK MOUNTING
 tower: a / b arm: c / d
- PISTON # _____
 SPRING _____
 'L' _____ wt



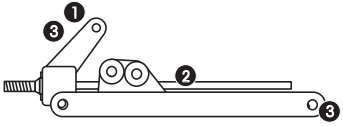
CLUTCH

35 INDICATE HOW CUT:

- 36** CLUTCH BELL TEETH/PITCH ___ T / ___ P
- 38** SPUR: _____ T
- 35** SHOES 2 4 other _____ Bearings Bushings

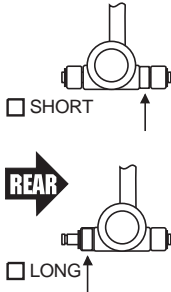
REAR SUSPENSION

- 8** ① CAMBER _____°
- 11** ② REAR RIDE HEIGHT:
 BONES LEVEL other _____
 MIP CVD's DOGBONES UNIVERSALS
- 12** ③ TOE-IN total, per side:
 0°
 3°
 4.5°
 6°



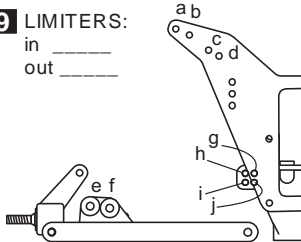
13

WHEELBASE
ADJUSTMENT



REAR SHOCKS

- 14** BODY STD GRAY other _____
 BODY 1.32 other _____
- 16** SHAFT 1.32 other _____
 SHAFT STD Unobtainium
- 17** PISTON # _____
- 18** SPRING _____
- 15** OIL _____ wt
- 21** SHOCK MOUNTING
 tower: a / b / c / d
 arm: e / f
- 9** CAMBER LINK ADJ:
 tower: g / h / i / j



OTHER

- 17** WEIGHTS _____ (oz/gm) **24** TIRE ADDITIVE yes no
- 41** BODY _____ **42** SPOILER
- 22** FRONT TIRES _____ **25** FOAM _____
- 23** REAR TIRES _____ **25** FOAM _____
- 26** FRONT WHEELS 1 PC. 3 PC. other _____
- 26** REAR WHEELS 1 PC. 3 PC. other _____
- 40** CHASSIS: TUB other: _____
- 43** RADIO _____ **44** SERVO _____
- ENGINE NAME _____
- 27** .12 .15 **28** PULL START NON PULL START
- 29** ENGINE TEMP: _____°
- 34** TUNED PIPE: ASSOC. other: _____
- 30** FUEL: _____ NITRO: 20% other _____%
- 31** CARB TYPE: _____ rotation slide valve
- 32** CARB RESTRICTOR: .190 .180 .170 NONE
- 33** GLOW PLUG TYPE: _____
- 37** SLIPPER SETTING: STD LOOSER TIGHTER

45 TRACK CONDITIONS

SURFACE: smooth bumpy BUMPS: _____
 TRACTION: low med. high
 COMPOSITION:
 sandy soft dirt grass clay other _____
 wet dry dusty other _____

NOTES: _____

46 RACE COMMENTS

MAIN _____ PLACE _____ TQ

NOTES _____

TRUCK COMMENTS

NOTES _____