

#21223 - 18T Factory Team MIP CVD's

Associated Electrics, Inc.

Follow the steps below to assemble your Factory Team 18T CVD's.

1




remove these parts

2




insert barrel into cvd

3



4




align holes. install pin all through axle and bone

5




slide bearing all the way on

6



install assembly

7



install spacer and washer

8

Re-install tire assembly on car. Continue building remaining CVD units and install on car.

#21223 - 18T Factory Team MIP CVD's

Associated Electrics, Inc.

3585 Cadillac Ave.

Costa Mesa, CA 92626 USA

Tel: 714.850.9340 • Fax: 714.850.1744

Follow the steps below to assemble your Factory Team 18T CVD's.

1




remove these parts

2



insert barrel into cvd

3



4



align holes. install pin all through axle and bone

5



slide bearing all the way on

6



install assembly

7



install spacer and washer

8

Re-install tire assembly on car. Continue building remaining CVD units and install on car.